

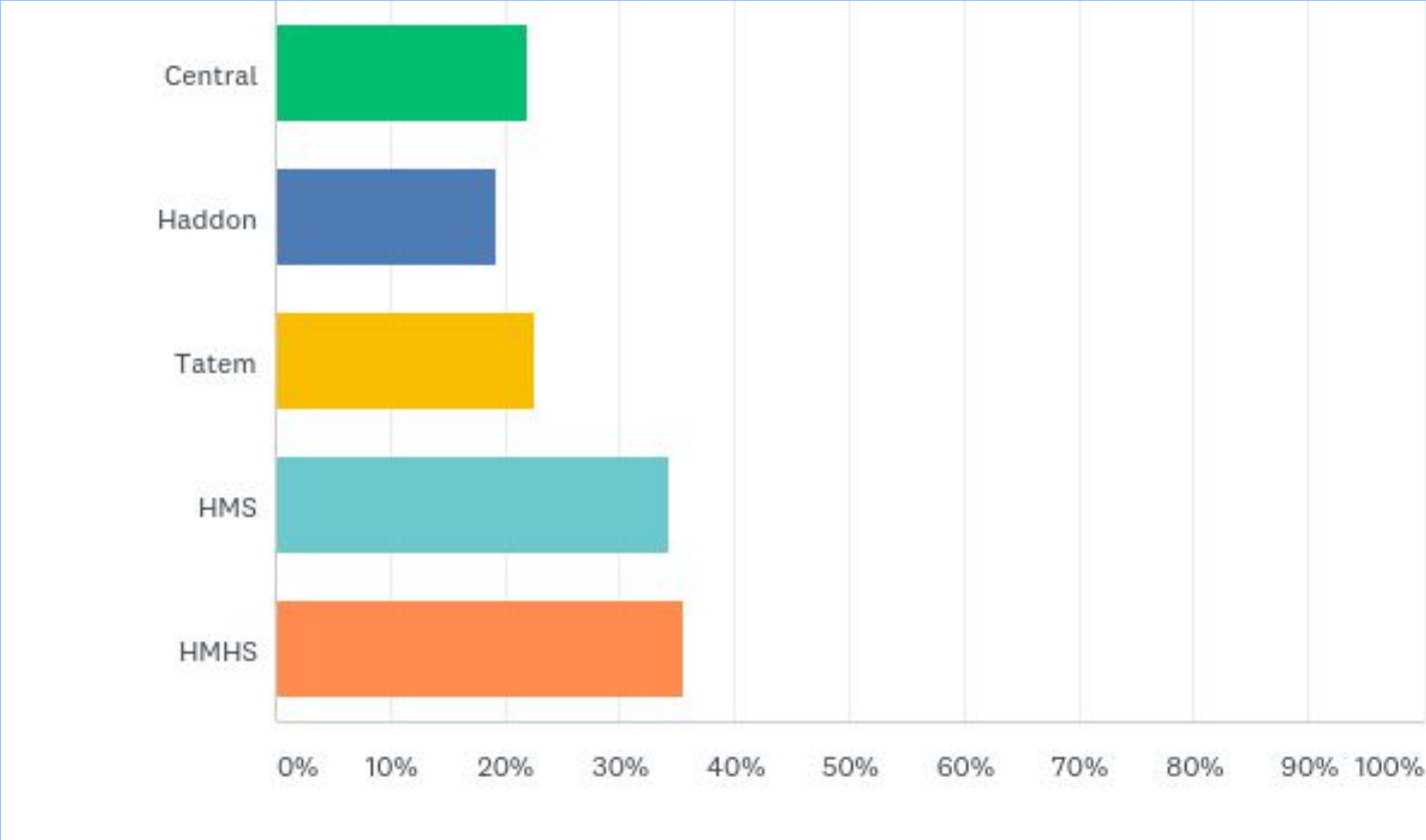
# HSD Return to School Family Survey

Thursday, July 9, 2020

**1247 Responses**

**79%** response rate assuming 1 response per household.

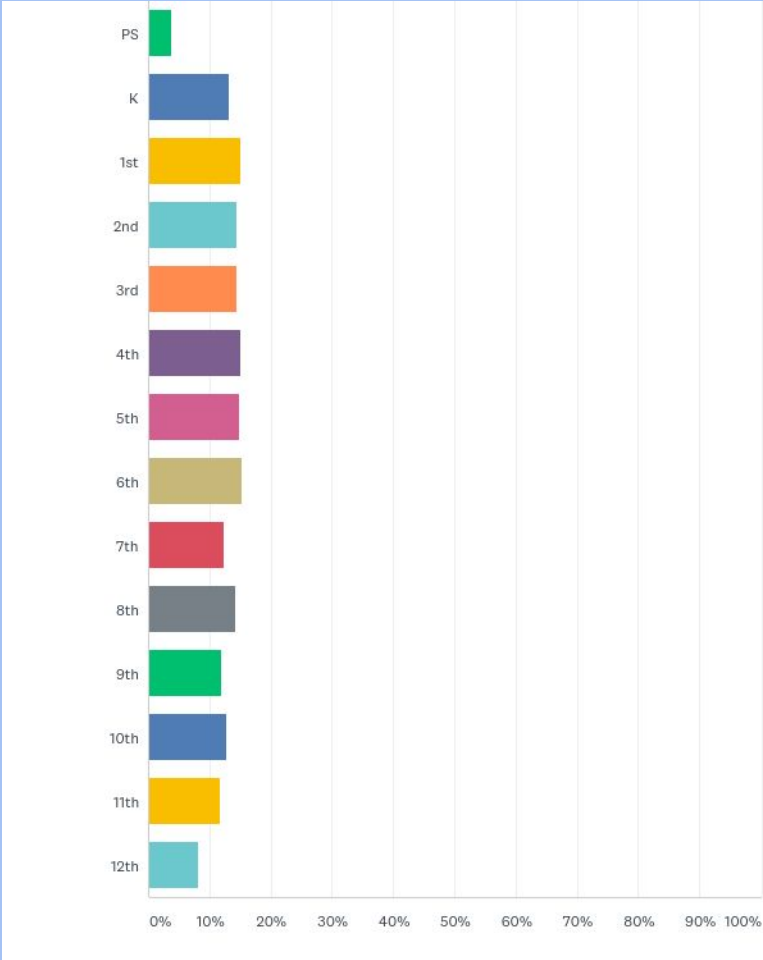
# Select school(s) your children attend



## Select school(s) your children attend

<b>ANSWER CHOICES</b>	<b>RESPONSES</b>	
Central	22.05%	275
Haddon	19.25%	240
Tatem	22.61%	282
HMS	34.40%	429
HMHS	35.53%	443
Total Respondents: 1,247		

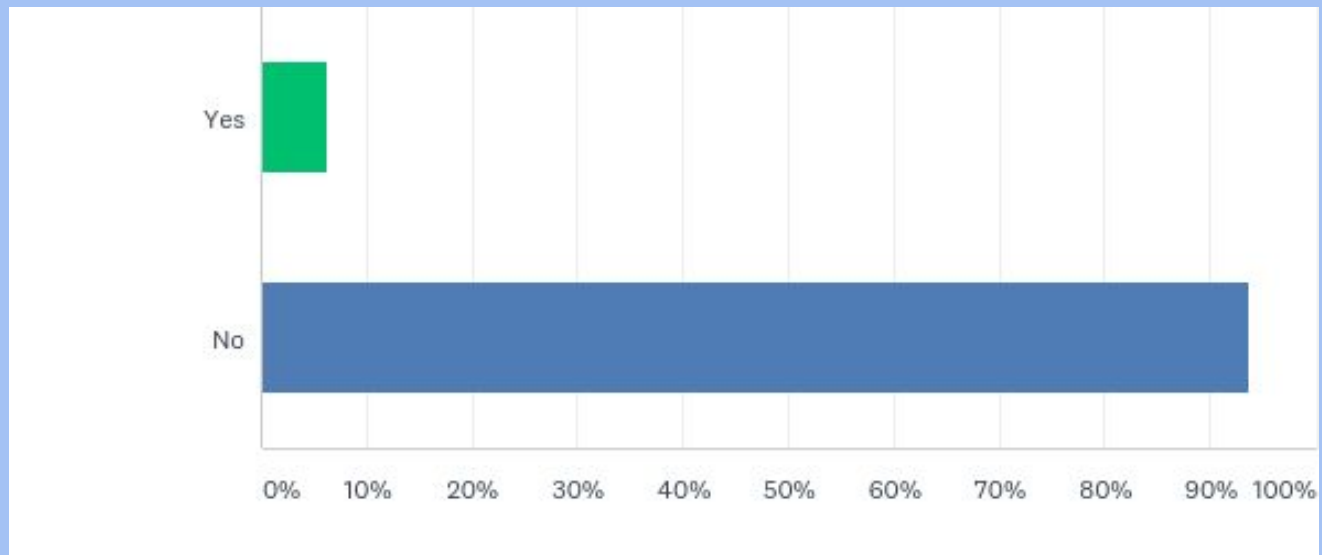
# Check off the grade level(s) of your children in September 2020.



# Check off the grade level(s) of your children in September 2020.

ANSWER CHOICES	RESPONSES	
PS	3.69%	46
K	13.23%	165
1st	15.16%	189
2nd	14.43%	180
3rd	14.51%	181
4th	15.16%	189
5th	14.76%	184
6th	15.32%	191
7th	12.35%	154
8th	14.27%	178
9th	12.03%	150
10th	12.75%	159
11th	11.71%	146
12th	8.18%	102
Total Respondents: 1,247		

**Are any of your children who attend Haddonfield schools at high risk for severe illness (Chronic Lung Disease, Heart Conditions, Immunocompromised, Severe Obesity, Diabetes, Chronic Kidney Disease, Liver Disease, Medically Fragile, Students with complex disabilities w/ IEPs, Students who require accommodations under a Plan in accordance with the Section 504 of the Rehabilitation Act of 1973) consistent with the above conditions that would require they attend school full-time virtually?**

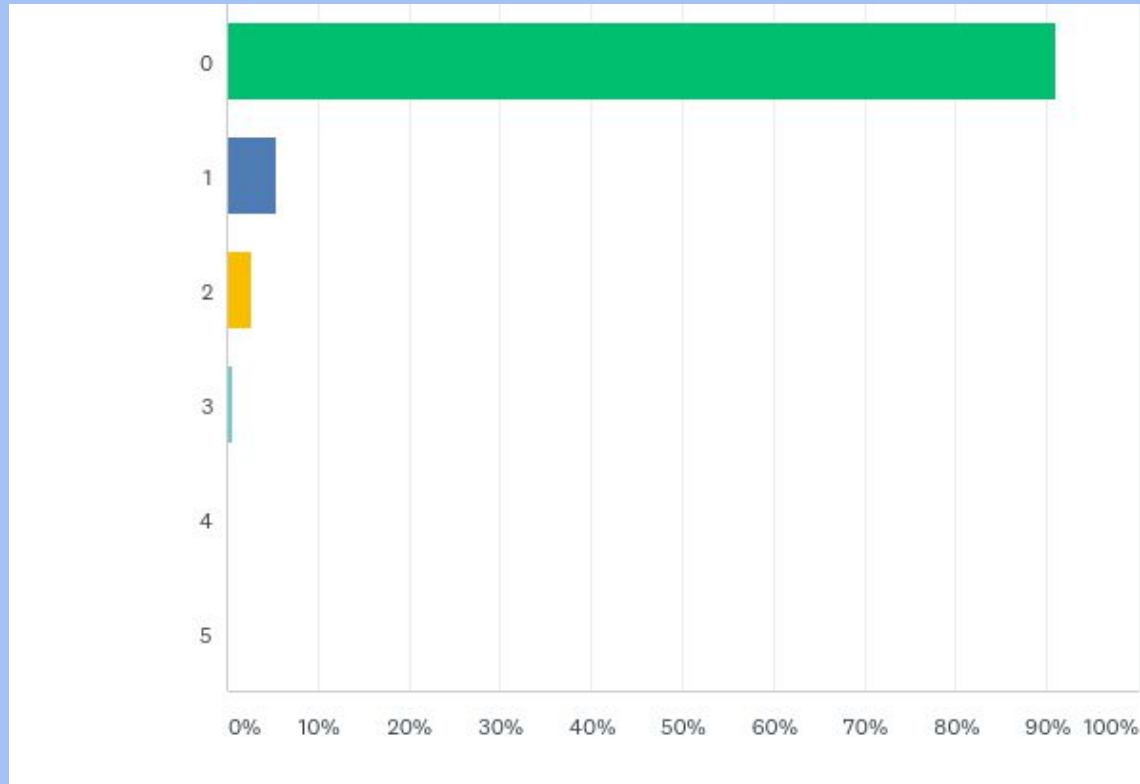


**Are any of your children who attend Haddonfield schools at high risk for severe illness (Chronic Lung Disease, Heart Conditions, Immunocompromised, Severe Obesity, Diabetes, Chronic Kidney Disease, Liver Disease, Medically Fragile, Students with complex disabilities w/ IEPs, Students who require accommodations under a Plan in accordance with the Section 504 of the Rehabilitation Act of 1973) consistent with the above conditions that would require they attend school full-time virtually?**

<b>ANSWER CHOICES</b>	<b>RESPONSES</b>	
Yes	6.34%	79
No	93.66%	1,168
<b>TOTAL</b>		<b>1,247</b>



# How many of your children do you plan to keep home for virtual instruction only (for health or any other reason)?

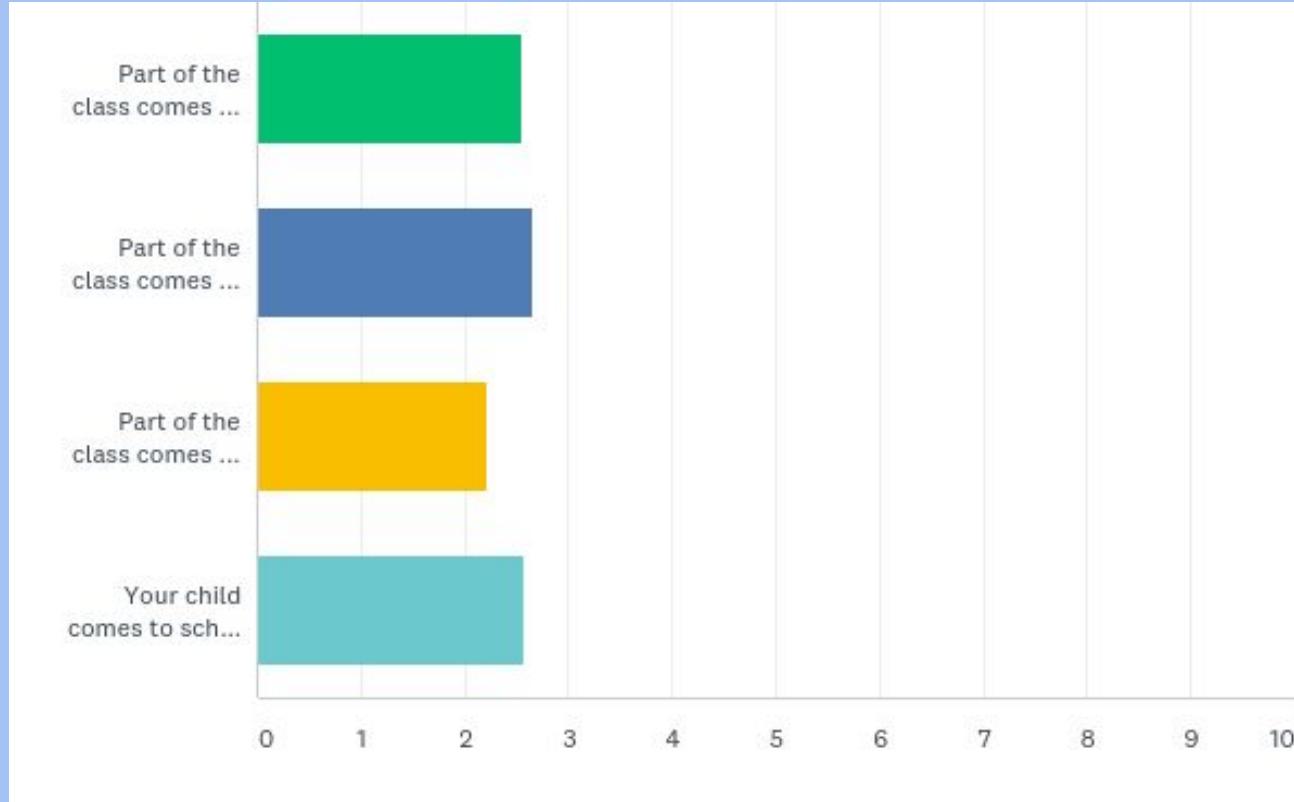


# How many of your children do you plan to keep home for virtual instruction only (for health or any other reason)?

ANSWER CHOICES	RESPONSES	
0	90.94%	1,134
1	5.53%	69
2	2.73%	34
3	0.72%	9
4	0.08%	1
5	0.00%	0
TOTAL		1,247

**As of right now 168 students (6.1% of total student population) across the district are staying home. 54 of these students are high risk. We are gathering specifics from each school and level.**

**Given the guidelines from the NJDOE, space may be limited in our facilities. Please review each of the following reopening scenarios and rank your preference, where 1 is your top preference.**



**Given the guidelines from the NJDOE, space may be limited in our facilities. Please review each of the following reopening scenarios and rank your preference, where 1 is your top preference. (All)**

	<b>1</b>	<b>2</b>	<b>3</b>	<b>4</b>	<b>TOTAL</b>	<b>SCORE</b>
Part of the class comes to school alternating days. For example, your child would come to school on Monday and work from home on Tuesday.	17.48% 218	35.45% 442	32.80% 409	14.27% 178	1,247	2.56
Part of the class comes to school for a portion of each day. For example, your child would come in every morning and work remotely every afternoon or vice versa.	41.54% 518	13.71% 171	12.75% 159	32.00% 399	1,247	2.65
Part of the class comes in for one week at a time. For example, your child will stay home for a week working online and then will come to school the next week.	22.37% 279	17.40% 217	20.29% 253	39.94% 498	1,247	2.22
Your child comes to school for 2 consecutive days (M/T or Th/Fri) and then is remote for 3 consecutive days.	18.60% 232	33.44% 417	34.16% 426	13.79% 172	1,247	2.57

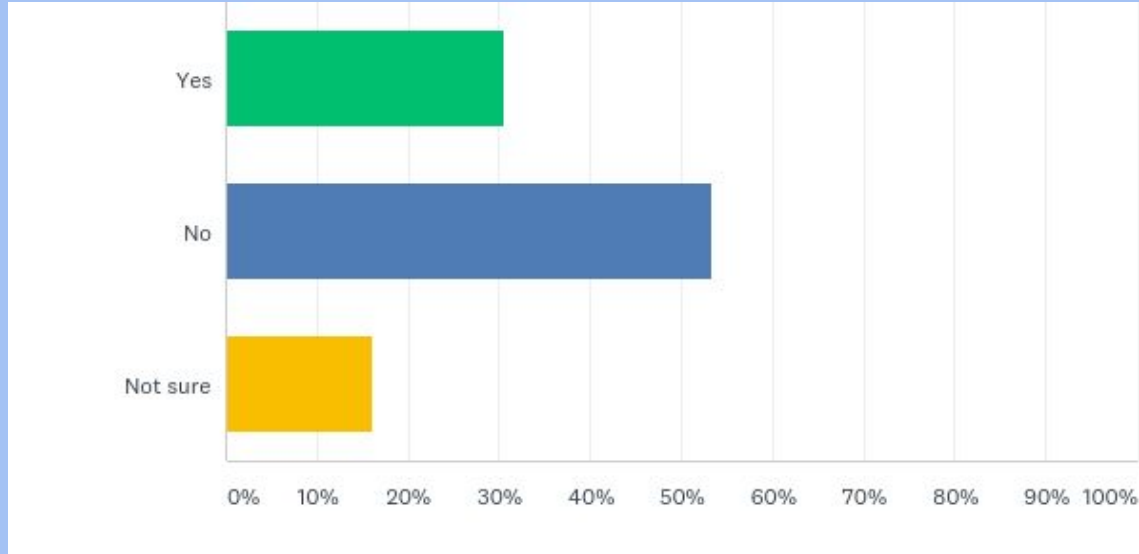
**Given the guidelines from the NJDOE, space may be limited in our facilities. Please review each of the following reopening scenarios and rank your preference, where 1 is your top preference. (elementary parents only)**

	1	2	3	4	TOTAL	SCORE
Part of the class comes to school alternating days. For example, your child would come to school on Monday and work from home on Tuesday.	16.30% 126	34.41% 266	33.38% 258	15.91% 123	773	2.51
Part of the class comes to school for a portion of each day. For example, your child would come in every morning and work remotely every afternoon or vice versa.	43.08% 333	14.23% 110	11.25% 87	31.44% 243	773	2.69
Part of the class comes in for one week at a time. For example, your child will stay home for a week working online and then will come to school the next week.	22.64% 175	17.46% 135	20.70% 160	39.20% 303	773	2.24
Your child comes to school for 2 consecutive days (M/T or Th/Fri) and then is remote for 3 consecutive days.	17.98% 139	33.89% 262	34.67% 268	13.45% 104	773	2.56

**Given the guidelines from the NJDOE, space may be limited in our facilities. Please review each of the following reopening scenarios and rank your preference, where 1 is your top preference. (secondary parents only)**

	1	2	3	4	TOTAL	SCORE
Part of the class comes to school alternating days. For example, your child would come to school on Monday and work from home on Tuesday.	18.92% 133	35.99% 253	32.43% 228	12.66% 89	703	2.61
Part of the class comes to school for a portion of each day. For example, your child would come in every morning and work remotely every afternoon or vice versa.	38.41% 270	13.51% 95	14.22% 100	33.85% 238	703	2.56
Part of the class comes in for one week at a time. For example, your child will stay home for a week working online and then will come to school the next week.	21.76% 153	18.49% 130	21.19% 149	38.55% 271	703	2.23
Your child comes to school for 2 consecutive days (M/T or Th/Fri) and then is remote for 3 consecutive days.	20.91% 147	32.01% 225	32.15% 226	14.94% 105	703	2.59

**If we go to a blended learning model (some in person, some online) do you anticipate having difficulty finding additional childcare?**



**If we go to a blended learning model (some in person, some online) do you anticipate having difficulty finding additional childcare?**

<b>ANSWER CHOICES</b>	<b>RESPONSES</b>	
Yes	30.55%	381
No	53.33%	665
Not sure	16.12%	201
<b>TOTAL</b>		<b>1,247</b>



**For students in Grades K-3 and 12th: If your child(ren) will continue learning from home on some days, how many technology devices (Chromebook or iPad) would you need to borrow from the school to support live online learning so that each child is provided their own device?**

<b>ANSWER CHOICES</b>	<b>RESPONSES</b>	
0	53.12%	570
1	29.64%	318
2	13.23%	142
3	3.54%	38
4	0.47%	5
<b>TOTAL</b>		<b>1,073</b>

736 devices needed. This number may not be accurate as we loaned out less devices during spring remote learning.

**If health/safety conditions necessitate a return to full virtual instruction, how many "live" mandatory class teaching sessions would you like your child to have per day? (please answer only for the grades in which you have children)**

<b>ANSWER CHOICES</b>	<b>AVERAGE NUMBER</b>	<b>TOTAL NUMBER</b>	<b>RESPONSES</b>
Grades K-3	2	1,269	602
Grades 4-5	3	986	377
Grades 6-8	4	1,633	452
Grades 9-12	4	1,724	447
Total Respondents: 1,247			

# Open Responses Themes/Questions

# Scheduling

- Prefer to return full time. Full time as much as possible.
- Stay virtual until more is known. Nervous to send my child back to school. Is virtual only a choice?
- Allow all virtual for those who want it (whether for themselves or to allow room for their child to attend in person)
- Prioritize instruction for students with IEPs. Can these students attend every day?
- Children in a family on same schedule
- Has the district considered skipping the November break?
- Offer extended childcare?
- Utilize outdoors and all available space.
- Spreading out elementary students across buildings. Getting elementary students back.
- Need consistent learning and class schedules

# Health/Safety

- Concerned about daily attendance and cleaning.
- Wearing a mask in older grades should be required
- Students in masks shouldn't be required. My child is uncomfortable wearing a mask for long periods of time
- Supporting mental health of students
- Need more information on safety procedures before making decisions.
- What is protocol if someone tests positive?

# Virtual Learning

- Kids need interaction virtually
- As many live classes virtually as possible.
- More interaction with teachers, with classmates and in small groups when remote.
- Focus on core subjects in person; special areas online
- Consistency with teachers, platforms and apps
- Can in person classes be live streamed?
- Remote learning contributed to decline in academic performance, actual learning or engagement/interest

# Other

- THANK YOU for all you do and for asking us – we know this is complicated.